



REPUBLIC OF MOZAMBIQUE
&

GOVERNMENT OF INHAMBANE PROVINCE
INVESTMENT PROMOTION CENTRE

PROFILE OF INHAMBANE PROVINCE



MAY 2017



Programa de Desenvolvimento
Económico Local (ProDEL)

Inhambane Province

TECHNICAL TEAM

Daniel Francisco Chapo
Provincial Governor

Lourenço Sambo
Director General
Investment Promotion Centre

Luis Machava
Investment Promotion Centre
Provincial Representative
(lmachava@cpi.co.mz)

Editor:
Government of Inhambane Province
Investment Promotion Centre
Av. Samora Machel N°588
Balane 2 – Cidade de Inhambane
Email: cpiinhambane@cpi.co.mz
Telefax: 293 20015
Mobile phone: +258 823305430
Website: www.cpi.co.mz
www.cpi.gov.mz



TABLE OF CONTENTS

| | |
|---|----|
| REASONS FOR INVESTING IN THE PROVINCE | 4 |
| CHARACTERIZATION OF THE PROVINCE | 4 |
| Table I: Macro-Economic Indicators of Inhambane Province | 5 |
| Table II: Investment Approved by the Investment Promotion Centre | 5 |
| Table III: Investment Approved by the Investment Promotion Centre By Sector | 5 |
| POTENTIALITIES FOR THE DEVELOPMENT OF THE PROVINCE | 5 |
| Table IV: Agricultural and Livestock Potential | 6 |
| Table V: Production of Food Crops, Income Crops and Livestock | 6 |
| FISHING | 7 |
| Table VI: Potential for Investment in Marine Aquaculture | 7 |
| Table VII: Potential for Investment in Inland Aquaculture | 7 |
| Table VIII. Fisheries Production | 9 |
| FOREST AND FAUNA | 10 |
| Table IX: Forest and Fauna Potential | 10 |
| INDUSTRY AND COMMERCE..... | 10 |
| Table X: Export Products | 11 |
| Table XI: Main Export Products | 11 |
| Table XII: Trading Partners | 11 |
| MINERAL RESOURCES..... | 11 |
| Table XIII: Type of Mineral Resources and Exploration Phase | 11 |
| PUBLIC WORKS..... | 12 |
| Table XIV: Degree of Operability of Sparse Sources | 12 |
| Table XV: Urban Water Access Rate | 12 |
| TOURISM..... | 12 |
| Table XVI: Tourist and Investment Potential..... | 13 |
| PUBLIC ADMINISTRATION AND SERVICES | 14 |
| TAX SYSTEM AND CPI MANDATE..... | 16 |

REASONS FOR INVESTING IN THE PROVINCE

- Agricultural Potential
- Forest and Fauna Potential
- Tourism Potential
- Mineral Resources (gas, heavy minerals, limestone);
- Marine Resources

CHARACTERIZATION OF THE PROVINCE

| | |
|---|---|
| Geographical Location and Boundaries | It is located in the south of the country - North: Save River, Manica and Sofala Province; - South and West: Gaza Province; - East: Indian Ocean. |
| Surface | 68.615 km ² and coastline is of 700 km Highway network: 4.603 km |
| Climate | - Tropical humid, on the coastline and Tropical dry, across the country. - Dry season (fresh, the temperature ranges from 22° to 26° in May through October); - Rainy Season (hot, average temperature is 34° in November through April) - The relative humidity of the air ranges from 6% to 76%. |
| Province Capital | Inhambane |
| Municipalities | Inhambane, Maxixe, Quissico, Massinga and Vilanculos |
| Population | Total (INE 2016) 1.523.635 Inhabitants Economically Active Population: 761.605 Inhabitants Population Density: 22,2 inhab/ km ² |
| Water | Urban and Peri-urban Zone: Access to drinking water - Inhambane City: 100% Urban and Peri-urban Zone: Access to drinking water - Maxixe City: 69% Urban and peri-urban zone: Access to drinking water - Province: 84,5% |
| Electricity | All District Capitals are covered by the HCB grid |
| Roads | - The Province's road network is 4.603 Km long - The province is crossed by the main north-south highway, the EN 1, from Zavala District to Govuro District |
| Ports | Inhambane Port - Depth: ranges from 3 to 7 metres - Total Capacity: 1.000 tons - Load-bearing Capacity: 180 tons per day - Passengers transportation capacity: 5.000 passengers per day Vilanculos Port - Depth: it ranges from 1 to 1,5 metres - Passengers transportation capacity: 5000 passengers per day - Load-bearing capacity: 4 tons per day |
| Transport | Load and Passengers Transport throughout the districts, provinces and at international level |
| Aerodromes | Vilanculos and Inhambane |
| Telecommunications | - All District Capitais are covered by both mobile and fixed telephone networks |
| Banking and Insurance Institutions | Province Bank Coverage Rate: 79% Banks: Milleniun Bim, Barclays, BCI, Socremo, Standard Bank, Mozabanco, Banco Terra and FNB. Micro finance: Lethsego, Bayport and IngweMicro finances Branches: 35 in 11 Districts Operators of Micro-Finance and Credit Cooperatives: 4 in 3 districts (Lethsego, Bayport and YMcb) Insurance Sector: Empresa Moçambicana de Seguros (Emose), Global Alliance, Austral Seguros, Indico Seguros |

Table I: Macroeconomic Indicators of Inhambane Province

| Macroeconomic Indicators | Figures at current Prices | | | | |
|---|---------------------------|--------|--------|--------|--------|
| | 2011 | 2012 | 2013 | 2014 | 2015 |
| Gross Domestic Product (GDP) (10 ⁶ MT) | 31,347.9 | 35,562 | 37,769 | 42,590 | 47,533 |
| National Contribution of GDP (%) | 8.2 | 8.2 | 7.8 | 8.0 | 8.0 |
| Gross Domestic Product per capita (Mt) | 22.356 | 24.926 | 26.028 | 28.869 | 31.700 |

Source: National Institute of Statistics - Inhambane Office

Table II : Investment Approved by the Investment Promotion Centre

| Type of Investment | Investment Volume (USD Million) | | | | |
|---------------------|---------------------------------|------------------|---------------|---------------|---------------|
| | 2012 | 2013 | 2014 | 2015 | 2016 |
| Number of Projects | 9 | 12 | 24 | 31 | 43 |
| Investment Volumes | 59.012.406,00 | 1.080.193.015,00 | 21.919.290,20 | 48.666.933,87 | 37.818.260,00 |
| National Investment | - | 73.003.910,00 | 66.026.43 | 34.702.331,54 | 5.366.480,00 |
| Foreign Investment | 5.283.000,00 | 288.790.794,00 | 19.489.248,70 | 13.381.558,24 | 25.438.977,00 |
| Loan | 53.729.406,00 | 718.398.311,00 | 2.364.015,07 | 583.044,09 | 7.012.803,00 |
| Number of jobs | 716 | 538 | 1030 | 739 | 1.619 |

Source: Investment Promotion Centre - 2016

Table III: Investment Approved by the Investment Promotion Centre per Sector

| Sector | Investment Amount (USD million) | | | | |
|-------------------------------|---------------------------------|----------------------|----------------------|----------------------|----------------------|
| | 2012 | 2013 | 2014 | 2015 | 2016 |
| Agriculture and Agro Industry | 46.712.406 | 258.476 | 6.881.213,50 | 4.260.944,20 | 12.945.304,00 |
| Construction and Public works | - | - | - | 13.609.369,11 | 1.688.889,00 |
| Industry | - | 1.070.930.030 | 1.350.000 | 1.382.207,93 | 14.972.209,00 |
| Transport and Communications | - | - | - | 4.068.071,90 | 13.334,00 |
| Tourism and Hotel Industry | 12.300.000 | 9.004.509 | 12.247.823.10 | 24.324.807,40 | 7.869.360,00 |
| Services | - | - | 1.039.421.60 | 1.021.533.33 | 329.164,00 |
| Total | 59.012.406 | 1.080.193.015 | 21.518.458.20 | 48.666.933.87 | 37.818.260,00 |

Source: Investment Promotion Centre - 2016

PROVINCE DEVELOPMENT POTENTIAL

Inhambane Province has special features for the attraction of investments in different areas as a result of its high agricultural, flora, mining, marine and tourism potential.

Inhambane has a coastline of 700 km with characteristics that are favourable for tourism development. The coastline is endowed with beautiful beaches and paradisiac islands, which have made the province one of the most important tourist destinations in the country.



Table IV: Agricultural and Livestock Potential of the Province




| | |
|--|--|
| Agricultural and livestock Potential | Available Land: 1.863.205,80 hectares for farming |
| | Exploited area: 537.362 hectares |
| | Irrigation Potential: 3.365,2 hectares |
| | Agricultural Production (Tons per year): 2.440.158 Ton |
| | Primary Crops: maize, rice, beans, peanuts, sweet potatoes and cassava. |
| | Cash Crops: Potato, pineapples, coco, a number of fruits and vegetables. |
| | Fruit Production: 310.275 |
| | Coconut Production (Tons per year): 73.200 Ton |
| | Cashew nut Production (Tons per year): 6.040,41 Ton |
| | Agricultural Potential: maize, rice, sorghum, cassava, vegetables (baby corn, green beans, corn), fruit (mango, citrus and cashew), mafurra and cotton |
| Livestock Potential: cows, goats, sheep and pigs | |

Source: Inhambane Provincial Directorate of Agriculture and Food Security - 2016

Table V: Food and Cash crop and livestock Production in the Province

| Products | Produced Volumes (Tonnes) | | | | |
|---|---------------------------|-----------|-----------|-----------|-----------|
| | 2012 | 2013 | 2014 | 2015 | 2016 |
| Food Crops | | | | | |
| Cereals | 269.428 | 346.325 | 238.078 | 39.134 | 46.024 |
| Sorghum | 11.924 | 52.402 | 37.000 | 13.744 | 14.360 |
| Millet | 40.040 | 42.848 | 23.347 | 47.638 | 19.322 |
| Rice | 18.602 | 42.442 | 11.494 | 39.134 | 12.345 |
| Legumes | 92.952 | 101.945 | 173.776 | 110.047 | 106.470 |
| Beans | 39.176 | 47.641 | 82.106 | 50.508 | 44.615 |
| Peanuts | 53.776 | 54.304 | 91.670 | 59.539 | 61.855 |
| Roots and Tubers | 1.494.934 | 1.647.658 | 150.615 | 1.914.697 | 2.022.403 |
| Cassava | 1.489.189 | 1.641.483 | 148.897 | 1.907.665 | 1.877.807 |
| Sweet Potato | 5.745 | 6.175 | 1.248 | 7.032 | 6.365 |
| Horticulture | 112.200 | 117.720 | 470 | 126.720 | 138.231 |
| Total | 1.969.514 | 2.213.648 | 562.939 | 2.190.598 | 2.174.897 |
| Cash Crops (Tonnes) | | | | | |
| Onions | - | 13.539 | 13.810 | - | - |
| Tomato | 25.956 | 30.649 | 32.947 | - | - |
| Potato | 4.920 | 5.520 | 5.961 | 6.190 | 6.608 |
| Banana | 694 | 695 | 708 | 650 | - |
| Citrus | 286.730 | 286.730 | 292.464 | 302.420 | - |
| Copra | 72.525 | 72.525 | 72.690 | 75.800 | - |
| Pineapple | 19.635 | 20.126 | 21.737 | 23.367 | 18.741 |
| Mango | 7.308 | 7.400 | 7.548 | 12.101 | - |
| Total | 417.768 | 437.184 | 447.865 | 6.190 | 23.349 |
| Livestock Production (Total number of Animals) | | | | | |
| Cows | 185.982 | 200.093 | 214.099 | 291.885 | 312.531 |
| Goats | 113.950 | 122.017 | 130.559 | 185.900 | 197.181 |
| Pigs | 36.000 | 38.648 | 41.354 | 68.761 | 125.721 |
| Birds | 621.864 | 665.996 | 712.616 | 466.584 | 568.402 |
| Sheep | 21.097 | 21.604 | 22.122 | 22.264 | 23.919 |
| Total | 978.893 | 1.048.358 | 1.120.750 | 568.810 | 1.227.754 |
| Marketing Volume (m3/year) | | | | | |
| Wood | 4.733,7 | 1.549,6 | 1.960,3 | - | - |
| Total | 4.733,7 | 1.549,6 | 1.960,3 | - | - |

Source: Inhambane Provincial Directorate of Agriculture and Food Security - 2016



FISHING

Inhambane province provides water bodies, which supply good quality water, soil, optimum temperatures, adequate for semi-industrial, small-scale, and sporty fishery activities along its vast coastline.

Moreover, the province has conditions for fish farming and aquaculture activities in lakes and inland waters. Fish farming is developed in fish ponds, cages, and shellfish aquaculture.

Table VI: Potential for Investment in marine Aquaculture

| Local | Cage Aquaculture Area | Shellfish Aquaculture Area | Farmed fish species | Farmed prawn species | Farmed Bivalve molluscs |
|---------------|-----------------------|----------------------------|---|---|---|
| Inhambane Bay | 4.146,90 | 2.973,90 | Mugil cephalus (Tainha), Lutjanus spp (pargo) Epinephelus spp,(Garoupa); Serranidae (Epinephelus) and; Lutjanidae (Lutjanus spp); | Scylla serrata (crab); Penaeus monodon (jumbo shrimp) and Penaeus indicus (white shrimp). | Marex meretrix (clam), Saccotrea cucullata (Ostr) and perna perna (mussel). |
| Total | 4.146,90 | 2.973,90 | | | |

Source: Inhambane Provincial Directorate of Sea, Interior Waters and Fishing - 2016

Table VII: Investment Potential for aquaculture of inland waters

| Districts | Cages aquaculture | Land-based Aquaculture (ha) | Fish species cultivated | Shrimp species cultivated |
|-----------|-------------------|-----------------------------|--|----------------------------|
| Inhambane | 6,754.27 | 49,626.28 | Tilapia Nilotico (Oreochromis niloticus) Tilapia Mussambico (Oreochromis mossambicus), Peixe Barba (Clarias gariepinus) and; Capa Comum (Cyprinus carpio) | Macrobrachium rosenbergii. |
| Zavala | 30,780.82 | 1,614.47 | Tilapia nilótico (Oreochromis niloticus) Tilapia Mussambico (Oreochromis mossambicus), Peixe Barba (Clarias gariepinus) and; Carpa Comum (Cyprinus carpio). | Macrobrachium rosenbergii. |
| Panda | 29,088.07 | 24,030.74 | Tilapia Nilotico (Oreochromis niloticus) Tilapia Mussambico (Oreochromis mossambicus), Peixe Barba (Clarias gariepinus) and; Capa Comum (Cyprinus carpio) | Macrobrachium rosenbergii. |
| Inharrime | 21,325.28 | 7,836.59 | Tilapia Nilotico (Oreochromis niloticus) Tilapia Mussambico (Oreochromis mossambicus), Peixe Barba (Clarias gariepinus) and; Capa Comum (Cyprinus carpio) | Macrobrachium rosenbergii. |

Source: Inhambane Provincial Directorate of Sea, Interior Waters and Fishing - 2016

| | | | | |
|--------------|-------------------|-------------------|--|----------------------------------|
| Maxixe | 65.62 | 694.55 | Tilapia Nilotico (<i>Oreochromis niloticus</i>) Tilapia Mussambico (<i>oreochromis mossambicus</i>), Peixe Barba (<i>Clarias gariepinus</i>) and; Capa Comum (<i>Cyprinus carpio</i>) | Macrobrachium rosebergii. |
| Homóine | 11,310.16 | 2,726.02 | Tilapia Nilotico (<i>Oreochromis niloticus</i>) Tilapia Mussambico (<i>oreochromis mossambicus</i>), Peixe Barba (<i>Clarias gariepinus</i>) and; Capa Comum (<i>Cyprinus carpio</i>) | Macrobrachium rosebergii. |
| Morrumbene | ----- | 4,257.05 | Tilapia Nilotico (<i>Oreochromis niloticus</i>) Tilapia Mus- sambico (<i>oreochromis mossambicus</i>), Peixe Barba (<i>Clarias gariepinus</i>) and; Capa Comum (<i>Cyprinus carpio</i>) | Macrobrachium rosebergii. |
| Vilankulo | 15,145.04 | 51,511.86 | Tilapia Nilotico (<i>Oreochromis niloticus</i>) Tilapia Mus- sambico (<i>oreochromis mossambicus</i>), Peixe Barba (<i>Clarias gariepinus</i>) and; Capa Comum (<i>Cyprinus carpio</i>) | Macrobrachium rosebergii. |
| Massinga | ----- | 6,241.04 | Tilapia Nilotico (<i>Oreochromis niloticus</i>) Tilapia Mussambico (<i>oreochromis mossambicus</i>), Peixe Barba (<i>Clarias gariepinus</i>) and; Capa Comum (<i>Cyprinus carpio</i>) | Macrobrachium rosebergii. |
| Funhalouro | ----- | 20,933.59 | Tilapia Nilotico (<i>Oreochromis niloticus</i>) Tilapia Mussambico (<i>oreochromis mossambicus</i>), Peixe Barba (<i>Clarias gariepinus</i>) and; Capa Comum (<i>Cyprinus carpio</i>) | Macrobrachium rosebergii. |
| Jangamo | 6,431.36 | 2,294.21 | Tilapia Nilotico (<i>Oreochromis niloticus</i>) Tilapia Mussambico (<i>oreochromis mossambicus</i>), Peixe Barba (<i>Clarias gariepinus</i>) and; Capa Comum (<i>Cyprinus carpio</i>) | Macrobrachium rosebergii. |
| Inhassoro | ----- | 24,564.11 | Tilapia Nilotico (<i>Oreochromis niloticus</i>) Tilapia Mussambico (<i>oreochromis mossambicus</i>), Peixe Barba (<i>Clarias gariepinus</i>) and; Capa Comum (<i>Cyprinus carpio</i>) | Macrobrachium rosebergii. |
| Total | 120.900,62 | 196.330,51 | | |

Source: Inhambane Provincial Directorte of Sea, Interior Waters and Fishing - 2016

Table VIII. Fisheries Production

| Main Products | Fisheries Production (Tons) | | | | |
|--------------------------------|-----------------------------|-----------------|-----------------|-----------------|-----------------|
| | 2012 | 2013 | 2014 | 2015 | 2016 |
| Fish (Semi industrial fishing) | 40,6 | 168,9 | 88,9 | 55,3 | 54,9 |
| Fish (Aquaculture) | 9,4 | 31,6 | 246,7 | 329,9 | 453,0 |
| Fish (Small scale fishing) | 11.289,2 | 13.791,0 | 15.818,1 | 22.204,5 | 24.067,7 |
| Shrimp | 40,2 | 91,0 | 156,5 | 210,5 | 159,6 |
| Cephalapod | 378,9 | 625,9 | 889,9 | 405,1 | 995,6 |
| Crab | 332,5 | 534,7 | 908,8 | 1.313,8 | 461,8 |
| Others | 28,8 | 1.694,10 | 2.284,20 | 1.625,0 | 1.309,1 |
| Total | 12.119,6 | 16.937,2 | 20.393,1 | 26.144,1 | 27.501,7 |

Source: Inhambane Provincial Directorte of Sea, Interior Waters and Fishing - 2016



FOREST AND E FAUNA

Inhambane has an extensive forest area characterized by the existence of protected and prestigious wood species and sustainable management of natural resources in the context of sustainable development.

Table IX: Forest and Fauna Potential

| Main Species | Forest Potential | Productive Forest | Annual allowed logging m3/per year | Districts |
|---|------------------|-------------------|------------------------------------|--|
| Forest | | | | |
| Chanfuta, Umbila, Mecrusse, messassa, jambire, Tiger, mondzo, Sandalwood, Black Cha | 53.304 ha | 2.120,4 ha | 28,205 | Govuro, Mabote, Inhassoro, Funhalouro, Panda, Massinga, Homoine, Inharrime and Jangamo |
| Fauna | | | | |
| Bushbucks, buffalos, antelopes, monkeys, elephants, wildbeest, grey goat, Changos, Facocoiro, rabbits, hares, Zebras, Cudos, ostriches, hippos, hazel hen, among others | | | | Govuro, Mabote, Inhassoro, Funhalouro, Panda, Massinga, Homoine, Inharrime and Jangamo |

Source: Inhambane Provincial Directorate of Agriculture and Food Security - 2016



INDUSTRY AND TRADE

Food production and extractive industry begin featuring with prominence in economic landscape of the of Inhambane province. A total of 85% of the global industrial production corresponds to hydrocarbons (natural and condensed gas).

The main products sold domestically are fish, coconut, copra, cassava, meat and meat products. Natural and condensed gas, raw oil, bagasse, vegetables and fruits are export products.

Table X: Export Products

| Export Products | Domestic Market (%) | Foreign Market (%) |
|--------------------------|---------------------|--------------------|
| Natural gas | - | 100,0 |
| Condensed | - | 100,0 |
| Raw copra oil | 12,0 | 88,0 |
| Coconut fiber | - | 100,0 |
| Copra Bagasse | 25,0 | 75,0 |
| Fresh coco nut | 99,9 | 0,1 |
| Coconut shell | - | 100,0 |
| Coconut Chipsi | - | 100,0 |
| Grated coconut | - | 100,0 |
| Vegetables (Baby corn) | - | 100,0 |
| Cashew nut | 96,1 | 3,9 |
| Fish | 99,9 | 0,1 |
| Strawberry (refreshment) | - | 100 |

Source: Inhambane Provincial Directorate of Industry and Commerce - 2016

Table XI: Main Export Products of Inhambane Province

| Main Products | Quantities (ton) | | | | |
|------------------------|------------------|--------------|--------------|--------------|------------|
| | 2012 | 2013 | 2014 | 2015 | 2016 |
| Raw Oil | 7.988,0 | 8.395,4 | 8.513,6 | 8.526,2 | 7.334,0 |
| Copra bagasse | 3.326,0 | 3.495,6 | 3.746,3 | 4.209,1 | 3.975,6 |
| Coconut fiber | 1.297,0 | 1.308,7 | 743,1 | 1.417,9 | 1.188,6 |
| Fiber Mats | - | 205,0 | 116,4 | - | - |
| Fresh coconut | - | 55,1 | 79,1 | 83,6 | 302,2 |
| Coconut shell | - | - | - | - | 1.468,0 |
| Coconut Chipsi | - | - | - | - | 0,3 |
| Grated coconut | - | - | - | - | 0,02 |
| Vegetables | 99,1 | 142,7 | 149,4 | 56,0 | 119,2 |
| Cashew nut | - | - | - | - | 553,0 |
| Fruit | 8,6 | - | 4,9 | - | - |
| Fish | - | - | - | 166,2 | 64,0 |
| Strawberry Refreshment | - | - | - | - | 2.059,2 |
| Grand total | 12.718,7 | 13.602,5 | 13.352,8 | 14.459,0 | 17.064,1 |
| Global Value (USD) | 6.739.258,79 | 7.014.068,55 | 6.715.875,52 | 6.009.880,54 | 3.667.4142 |

Source: Inhambane Provincial Directorate of Industry and Commerce - 2016

Table XII: Trading Partners

| Exports | Country | RSA | Vietnam |
|---------|------------|-----|---------|
| | Volume (%) | 97% | 3% |


Source: Inhambane Provincial Directorate of Industry and Commerce - 2016

MINERAL RESOURCES

Inhambane Province has an enormous potential in the mineral extraction sector mainly characterized by hydrocarbons (natural gas and condensed gas), non-metallic minerals such as limestone, sand and clay for construction, and hydrocarbons stand out as the main export product.

Table XIII: Types of Mineral Resources and Exploration Phase

| Type of Mineral Resource | Current Situation | District |
|--------------------------|---|---|
| Natural Gas | Under SASOL exploitation | Inhassoro e Govuro |
| Limestone | Some areas are under exploitation by small scale either individually or in associations | Panda, Massinga, Funhalouro, Vilankulos, Mabote, Inhassoro and Govuro |
| Heavy Sands | Prospect activities under way | Zavala, Inharrime, Jangamo and Inhassoro |
| Guano | No operators | Inhassoro e Vilankulos |
| Diatomite | No operators | Panda |
| Clay | under exploitation by small scale operators either individually or in associations | Jangamo, Inharrime, Vilankulos and Govuro |
| Gypsum | No operators | Panda and Inharrime |
| Agate | No operators | Inharrime |
| Laterite | under exploitation by small scale operators either individually or in associations | Inharrime, Panda and Jangamo |



Source: Inhambane Provincial Directorate of Mineral Resources and Energy - 2016

PUBLIC WORKS

The province's road network has an extension of 4.603 km, of which 2.848 km are classified and 1.755 km unclassified. The network is characterized by paved roads (683 km), unpaved (1.279 km) and sandy roads (886 km) and are classified as follow:

| Categories | Extension (km) |
|--------------------|----------------|
| Primary Roads | 558 |
| Secondary Roads | 266 |
| Tertiary Roads | 1.139 |
| Vicinal Roads | 885 |
| Unclassified Roads | 1.755 |
| Total | 4.603 |

Source: Inhambane Provincial Directorate of Public Works, Housing and Water Resources - 2016

Table XIV: Level of functionality of the scattered sources

| District | Population | Scattered Sources – wells, boreholes and springs | | | Population served | | | Coverage |
|--------------|------------------|--|--------------|-------------|-------------------|---------------|----------------|-------------|
| | Rural | Existent | Operational | Broken down | Source | SAA | Total | % |
| Zavala | 144.859 | 147 | 138 | 9 | 41.400 | 14.100 | 55.500 | 38.3 |
| Inharrime | 114.694 | 145 | 123 | 22 | 36.900 | 4.800 | 41.700 | 36.4 |
| Jangamo | 111.774 | 163 | 135 | 28 | 40.500 | 30.735 | 71.235 | 63.7 |
| Panda | 52.781 | 78 | 78 | 0 | 23.400 | 5.215 | 28.615 | 54.2 |
| Homoíne | 120.933 | 142 | 99 | 43 | 29.700 | 4.325 | 34.025 | 28.1 |
| Morrumbene | 137.739 | 236 | 212 | 24 | 63.600 | 6.000 | 69.600 | 50.5 |
| Massinga | 179.888 | 272 | 193 | 79 | 57.900 | 8.400 | 66.300 | 36.9 |
| Vilankulo | 110.395 | 210 | 176 | 34 | 52.800 | 8.355 | 61.155 | 55.4 |
| Funhalouro | 48.735 | 176 | 157 | 19 | 47.100 | 3.300 | 48.835 | 100.0 |
| Mabote | 52.719 | 199 | 186 | 13 | 52.719 | 3.300 | 52.719 | 100.0 |
| Inhassoro | 40.076 | 216 | 203 | 13 | 40.076 | 3.600 | 40.076 | 100.0 |
| Govuro | 39.721 | 137 | 137 | 0 | 39.721 | 2.400 | 39.721 | 100.0 |
| Total | 1.154.313 | 2.121 | 1.837 | 284 | 525.816 | 94.530 | 609.381 | 52.4 |

Source: Inhambane Provincial Directorate of Public Works, Housing and Water Resources - 2016

Table XV: Urban water Access Rate

| Operational targets | Location | Situation in 2015 |
|--|----------------|-------------------|
| Urban and Peri-urban population coverage | Inhambane City | 100% |
| Urban and Peri-urban population coverage | Maxixe City | 69% |
| Urban and Peri-urban population coverage | Province | 84,5 |

Source: Inhambane Provincial Directorate of Public Works, Housing and Water Resources - 2016



TOURISM

Inhambane is one of the regions of Mozambique highly regarded in terms of a high quality tourism landscape which is heightened by an extensive coastline and hinterland. In addition to the excellent beaches along the coastline and at the Bazaruto Archipelago, the province has natural parks where a variety of species of vegetation and wildlife may be observed. It also offers a perfect combination of the sun, beaches and cultural tourism. There are protected species in the different locations such as the National Park of Bazaruto Archipelago, covering an area of 1.600 square km which is entirely unique in terms of marine life protection and it has been established to protect marine wildlife species, including dugong, turtles and dolphins and the Dugongs found in this area are the only viable population on the east coast of Africa.



Table XVI: Tourism and investment potential of the province

| Tourism Interest Zones | Tourism Potential | Investment Potential |
|-------------------------------|--|---|
| Inhambane Municipality | - sun and beach; - Historic Monuments; - Old Mosque; - Municipal Museum; - Catholic Church; - Vasco Da Gama Statue; - The First Constitution of the Republic Square, - Buraco dos Assassinos (<i>Assassinations Hole</i>) and - Local Gastronomy | Rocha beach (26ha) |
| Jangamo District | - Beach; - Marine Resources - Local Culture | Dongane (300ha) Ligogo (60ha) |
| Inharrime District | - Sun and Beach; - Marine Resources; - Lagoons and Dunes;and - Golf Course, Hotel Resort e Eco Resort | Závora beach (500 ha) |
| Morrumbene District | - Beach; - Marine Resources; - Local Culture | Magumbo (88ha) |
| Massinga District | - Beach, - Marine Resources, - Local Culture, Flora and Fauna | Chibanhane Coastal Zone (105ha) Pomene Reserve for Camping (5ha) |
| Funhalouro District | - Flora and Fauna; - Forest and Lagoons | Locality of Tsenane (9,488ha) Munguizane Village |
| Panda District | - Lagoons with a variety of Fauna - Flora and Birds; - Game Farm area; and - Ecotourism | Nhaculángwe Village (25ha) and Macalane Locality (5000 ha) |
| Mabote District | - Salty Lake; and - Exotic Flamingos Species | Banamane Lagoon (10ha) District headquarters (1,5ha) |
| Vilankulos District | - Beach, Marine Resources; - Local Culture, Flora and Fauna | Chigamane Lagoon (7,48ha) Bazaruto for Ecolodge (27ha) |
| Govuro Distric | - Beach; - Marine Resources; and - Local Culture | Nodje beach (120ha) |

Source: Inhambane Provincial Directorate of Culture and Tourism - 2016

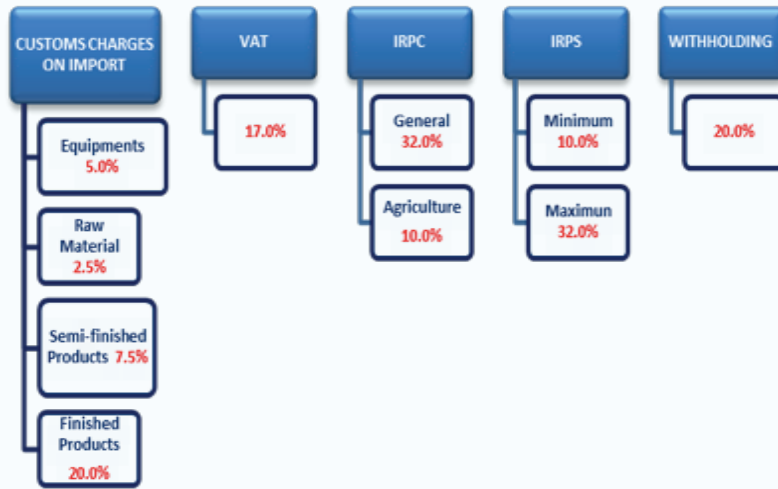
ADMINISTRATION AND SERVICES

| Institutions | Services | Office Address |
|--|---|--|
| One stop shop | <ul style="list-style-type: none"> - Simplified Trading and industrial Licensing services); - Notary and registration services; - Migration services; and - Tax collection services | Avenida da Revolução - Praça dos Heróis Telefone: +258 293 20806 Fax: +258 293 20806 Email: bau.inhambane@gmail.com C.P 93 R/C Cidade de Inhambane |
| District Services of Economic Activities (SDAE's) | <ul style="list-style-type: none"> - facilitate the processing of documents at district level | In the District Capitals and Municipalities |
| Investment Promotion Centre | <ul style="list-style-type: none"> - Promotion of domestic and foreign direct investment; - Assistance provided to national and foreign investors; - Approve the implementation of projects (company registration, visa procedures, work and residence permit, land licensing, approval of tax incentives and customs duty exemptions, etc); - granting of tax and customs incentives to investors in accordance with the Decree 4/2009 of the 12th January | Inhambane Delegation Av. Samora Machel, Nº588, Balane 2 Cell: +258 823305430 C.P.102 Telefax: +258 293 20015 Email: cpiinhambane@cpi.co.mz Website: www.cpi.co.mz www.cpi.gov.mz |
| Investments Promotion Centre (Special Benefits) | <ul style="list-style-type: none"> - Construction of basic facilities; - Trade and Industry in rural areas; - Manufacturing and assembling industries; - Agriculture and Fishing; - Hotel and Tourism; - Science and Technology Parks; - Mega projects; - Rapid development areas; - Industrial free zones; - Special economic zones; - Investment under the mining law; - Investment under the oil law | Inhambane Delegation Av. Samora Machel, Nº588, Balane 2 Cell: +258 823305430 C.P.102 Telefax: +258 293 20015 Email: cpiinhambane@cpi.co.mz Website: www.cpi.co.mz www.cpi.gov.mz |
| Central Bank of Mozambique (Registration Office and Exchange control) | <ul style="list-style-type: none"> - Projects Registration | Praça do Município, Talhão Nº26 Telefone: +258 293 20806 Fax: +258 293 20806 Cell: +258 823 305 430 Cidade da Maxixe |
| Provincial services of Geography and Cadastre | <ul style="list-style-type: none"> - Issue of Land Use Rights and Identification of Plots (DUAT) | Avenida Eduardo Mondlane Telefone +258 29320928 Cidade de Inhambane |
| Tax Authority | <ul style="list-style-type: none"> - Approval of tax and customs | Avenida da Revolução Telefone: +258 293 21102 Fax: +258 293 21 102 Cidade de Inhambane |
| Provincial Migration Services | <ul style="list-style-type: none"> - Authorization of Residence Rights | Avenida 7 de Abril Telefone: +258 293 30112/117/590/581 Cidade da Maxixe |

ADMINISTRATION AND SERVICES

| | | |
|--|---|---|
| Social Security Institute (INSS) | <ul style="list-style-type: none"> - Registration and social assistance of the employees | Bairro Chambone 5 Telefone: +258 293 30114 Telefax: +258 293 30122 Cidade da Maxixe |
| Provincial Directorate of Labour and Social security | <ul style="list-style-type: none"> - Work Permit for Foreigners | Avenida Acordos de Lusaka Telefone: +258 293 20858 Fax:+258 293 20859 C.P.20 Email:governoinhambane.trabalho@gmail.com Cidade de Inhambane |
| Provincial Directorate of Agriculture and Food Security | <ul style="list-style-type: none"> - Issue Technical Opinions | Avenida Eduardo Mondlane Telefone:+258 29320929 Fax:+258 29320223 Email:dpainhambane@gmail.com C.P. 81 Cidade de Inhambane |
| Provincial Directorate of Culture and Tourism | <ul style="list-style-type: none"> - Issue Technical Opinions | Av.da Revolução – Praça dos Heróis Telefax +258 293-20216 Cell: +258 823 067 187 E-mail: dpturibane@yahoo.com.br Cidade de Inhambane |
| Provincial Directorate of Industry and Trade | <ul style="list-style-type: none"> - Issue Technical Opinions | Avenida da Revolução nº586 Telefone: +258 293 20339 Fax: +258 293 20339 Email:dpic.ibane@tdm.co.mz C.P.93 R/C Cidade de Inhambane |
| Provincial Directorate of Mineral Resources and Energy | <ul style="list-style-type: none"> - Issue Technical Opinions | Rua da OJM nº252, 1ªAndar Telefone: +258 293 20526 Fax:+258 293 20526 C.P.8 Cidade de Inhambane |
| Provincial Directorate of Sea Inland waters and Fishery | <ul style="list-style-type: none"> - Issue Technical Opinions | Rua dos Continuadores Telefone: +258 29320156 Fax: +258 293 20166 Email:zimanga2000@yahoo.com.br C.P 181 Cidade de Inhambane |
| Provincial Directorate of Land, environment and Rural Development | <ul style="list-style-type: none"> - Issue Technical Opinions - Environmental permits | Av. Eduardo Mondlane Telefone: +258 293 20217 Fax:+258 293 20217 Email:dpca-i'bane@teledata.mz Cidade de Inhambane |
| Provincial Directorate of Justice and Legal Entities | <ul style="list-style-type: none"> - Registration and Incorporation of Companies | Avenida da Revolução Telefone: +258 293 20423 Telefone: +258 293 21019 Cidade de Inhambane |

TAX SYSTEM



Centro de Promoção de Investimentos
(Investment Promotion Centre)

MANDATE

